

.079" (2.0mm) Shrouded Header

Dual Row

10 to 50 Contacts

APPLICATION AND FEATURES

- Standoffs facilitate post soldering clean.
- Mate with 2.0mm pitch I.D.C female header and shunt connector.

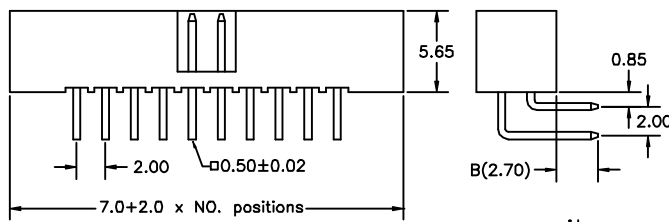
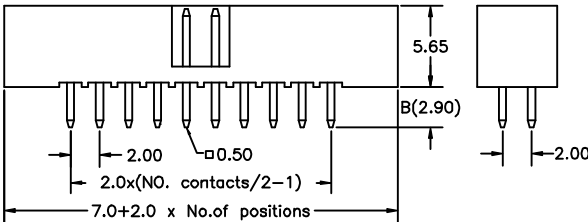
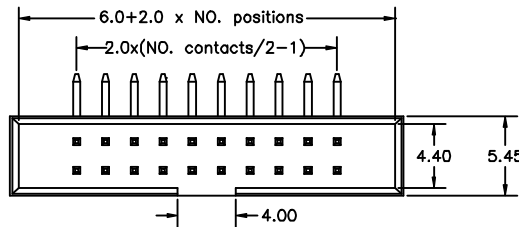
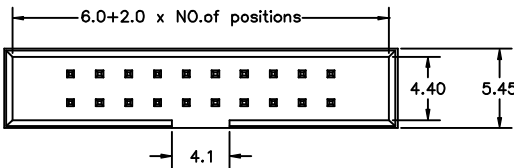
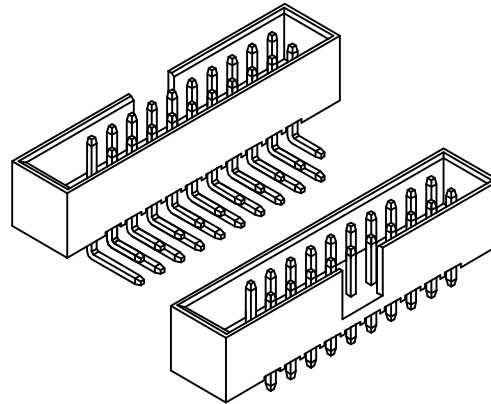
SPECIFICATIONS

Current Rating: 1 Amp
 Insulator resistance: 5000 Megohms min.
 Dielectric withstanding: AC 500 V
 Operating Temperature: -40° - +105°C
 Max Processing Temp: 230° for 30 seconds
 Contact Material: Copper alloy
 Insulator Material: Polyester, UL 94V-0

©Standard: Nylon-6T

Finish: Gold plated

©Standard: Gold flash all over



unit:mm

How to order

Please replace "X" with appropriate coding listed in the tables below

OLD P/N / NEW P/N

(MBH) MBH - XXX - X - X

Number of Contacts

No. of contact = Code
10 30
12 32
14 36
20 40
24 44
26 50

Connector Type

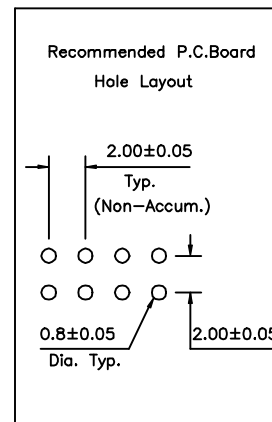
Definition	Code
Straight	S
Right Angle	R

Contact Plating

Definition	Code
© Gold plated:	
flash B	15μ" F
10μ" E	30μ" J
©Standard: B	

pin length mm

S-B	R-B
2.90	2.70



APTOS Technology - (831)-688-0881