

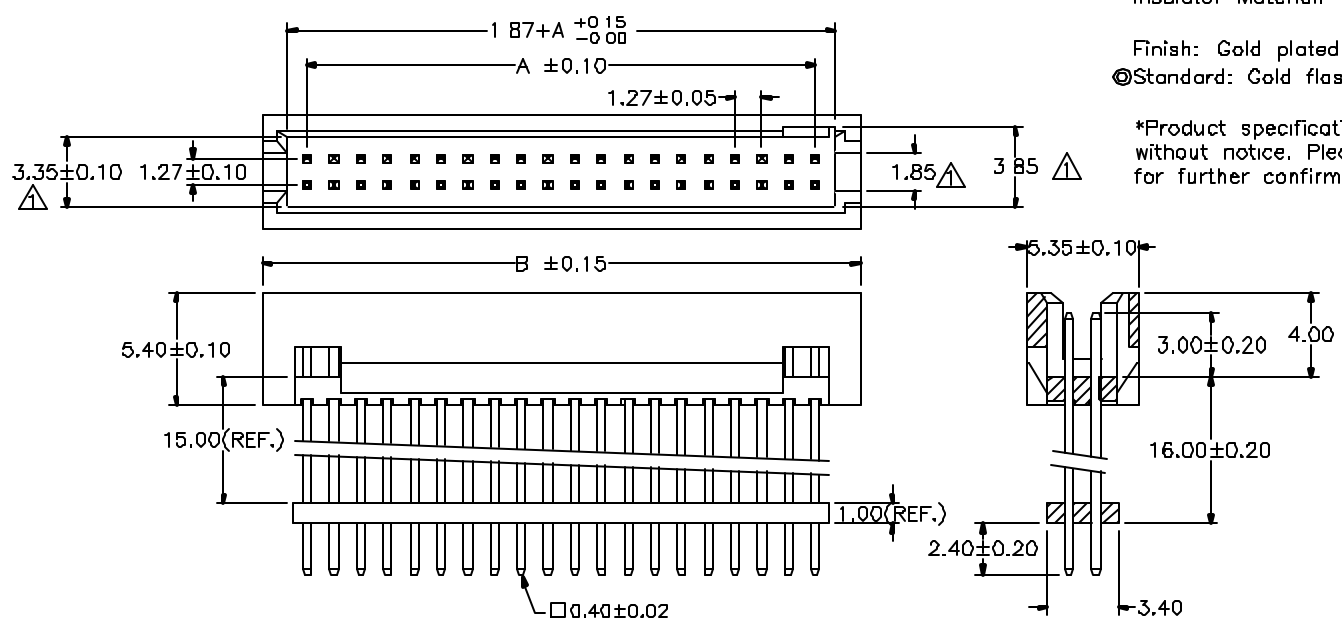
| No of Contacts | DIMENSIONS | |
|----------------|------------|-------|
| | A | B |
| 10 | 5.08 | 9.35 |
| 12 | 6.35 | 10.62 |
| 14 | 7.62 | 11.89 |
| 16 | 8.89 | 13.16 |
| 18 | 10.16 | 14.43 |
| 20 | 11.43 | 15.70 |
| 22 | 12.70 | 16.97 |
| 24 | 13.97 | 18.24 |
| 26 | 15.24 | 19.51 |
| 28 | 16.51 | 20.78 |
| 30 | 17.78 | 22.05 |
| 32 | 19.05 | 23.32 |
| 34 | 20.32 | 24.59 |
| 36 | 21.59 | 25.86 |
| 38 | 22.86 | 27.13 |
| 40 | 24.13 | 28.40 |
| 42 | 25.40 | 29.67 |
| 44 | 26.67 | 30.94 |
| 46 | 27.94 | 32.21 |
| 48 | 29.21 | 33.48 |
| 50 | 30.48 | 34.75 |
| 52 | 31.75 | 36.02 |
| 54 | 33.02 | 37.29 |
| 56 | 34.29 | 38.56 |
| 58 | 35.56 | 39.83 |
| 60 | 36.83 | 41.10 |
| 62 | 38.10 | 42.37 |
| 64 | 39.37 | 43.64 |
| 66 | 40.64 | 44.91 |
| 68 | 41.91 | 46.18 |
| 70 | 43.18 | 47.45 |
| 72 | 44.45 | 48.72 |
| 74 | 45.72 | 49.99 |
| 76 | 46.99 | 51.26 |
| 78 | 48.26 | 52.53 |
| 80 | 49.53 | 53.80 |
| 82 | 50.80 | 55.07 |
| 84 | 52.07 | 56.34 |
| 86 | 53.34 | 57.61 |
| 88 | 54.61 | 58.88 |
| 90 | 55.88 | 60.15 |
| 92 | 57.15 | 61.42 |
| 94 | 58.42 | 62.69 |
| 96 | 59.69 | 63.96 |
| 98 | 60.96 | 65.23 |
| 100 | 62.23 | 66.50 |

SPECIFICATIONS

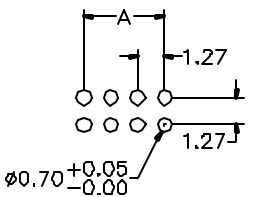
Current Rating: 1 Amp
 Insulator resistance: 5000 Megohms min.
 Dielectric withstanding: AC 500 V
 Operating Temperature: -40°~+105°C
 Max Processing Temp: 230° for 30 seconds
 Contact Material: Copper alloy
 Insulator Material: Polyester, UL 94V-0
 ◎Standard: Nylon-6T

Finish: Gold plated
 ◎Standard: Gold flash all over


*Product specifications are subject to change without notice. Please contact sales office for further confirmation.



Recommended P.C.Board Hole Layout



| | | | |
|-----------------------|---------|---------------------|-----------|
| △ XPOD2-XX-XXX-C/D | VERSION | XPOD2-XX-XXX-15/2.4 | 12-24-99* |
| △ 3.15 ±0.10 / 0.00 | VERSION | 3.35 ±0.10 | 12-24-99* |
| △ 1.80 | VERSION | 1.85 | 12-24-99* |
| △ 3.80 | VERSION | 3.85 | 12-24-99* |
| △ XPOD2-XX-XXX-15/2.4 | VERSION | POD-XX-X-015/D24 | 21-09-00* |



| GENERAL TOLERANCE | |
|-------------------|--------|
| XX. ± | XXX. ± |
| .X ± 0.20 | .XXX ± |
| .X ± 0.10 | X.* ± |
| .XX ± 0.05 | .X* ± |

| | |
|-------|-----|
| SCALE | 3=1 |
| UNIT | MM |
| SIZE | A4 |

| | |
|---------|--------------|
| DRAWN | DATE -09-DD' |
| CHECK | DATE -09-DD' |
| APPROVE | DATE -09-DD' |

| | |
|-----------|---------------------------|
| DWG. NO. | F:\DWG\CDWG\POD\FOD0A.DWG |
| PARTS NO. | △△ |
| | POD-XX-X-150/024 |

| | |
|-------|------------|
| TITLE | POD Series |
|-------|------------|

| | |
|-------|-----|
| REV. | 1.2 |
| SHEET | 1/2 |