

QPOFY-XXSX-X-024

Number of Contacts — Straight — Pin Length mm  
Contact Plating

Definition		Code	
◎ Gold plated:			
flash	B	15m"	F
10m"	E	30m"	J
◎Standard: B			

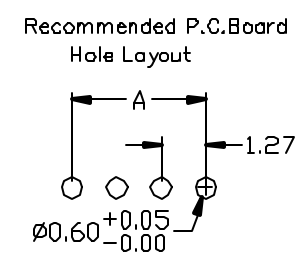
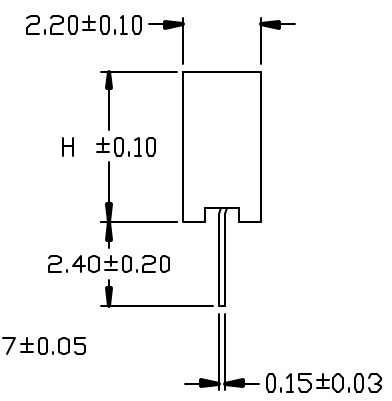
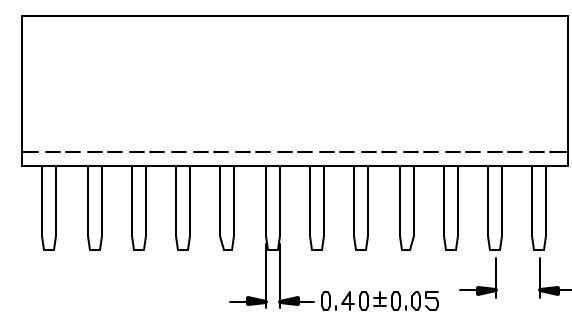
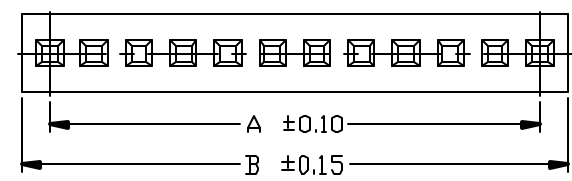
**SPECIFICATIONS**

Current Rating: 1 Amp  
 Insulator resistance: 5000 Megohms min  
 Contacts resistance: 20 m ohms max.  
 Dielectric withstanding: AC 500 V  
 Operating Temperature: -40°~+105°C  
 Max Processing Temp: 230° for 30 seconds  
 Contact Material: Phosphor bronze  
 Insulator Material: High Temperature Thermoplastic, UL 94V-0


Finish: Gold plated  
 ◎Standard: Gold flash all over

\*Product specifications are subject to change without notice. Please contact sales office for further confirmation

No. of Contacts	DIMENSIONS	
	A	B
3	2.54	4.15
4	3.81	5.42
5	5.08	6.69
6	6.35	7.96
7	7.62	9.23
8	8.89	10.50
9	10.16	11.77
10	11.43	13.04
11	12.70	14.31
12	13.97	15.58
13	15.24	16.85
14	16.51	18.12
15	17.78	19.39
16	19.05	20.66
17	20.32	21.93
18	21.59	23.20
19	22.86	24.47
20	24.13	25.74
21	25.40	27.01
22	26.67	28.28
23	27.94	29.55
24	29.21	30.82
25	30.48	32.09
26	31.75	33.36
27	33.02	34.63
28	34.29	35.90
29	35.56	37.17
30	36.83	38.44
31	38.10	39.71
32	39.37	40.98
33	40.64	42.25
34	41.91	43.52
35	43.18	44.79
36	44.45	46.06
37	45.72	47.33
38	46.99	48.60
39	48.26	49.87
40	49.53	51.14
41	50.80	52.41
42	52.07	53.68
43	53.34	54.95
44	54.61	56.22
45	55.88	57.49
46	57.15	58.76
47	58.42	60.03
48	59.69	61.30
49	60.96	62.57
50	62.23	63.84



QPOFY1- XXS2-XXX	VERSION	QPOFY-XXSX- X-024	17-01-02'
---------------------	---------	----------------------	-----------



GENERAL TOLERANCE		SCALE	5=1	DRAWN	DATE	DWG. NO.	TITLE	REV.	
XX. ±	XXX. ±	UNIT	MM	CHECK	DATE	F:\DWG\CDWG\QPOFY\QPDFYS08.DWG	QPOFY Series	1.1	
X. ±	.XXX ±	SIZE	A4	APPROVE	DATE	QPOFY-XXSX-X-024		SHEET	1/2
.X ±	X. ±								
XX ±	.X ±								