

0.05" X 0.05" (1.27 X 1.27) SMD Pin Header Board Spacer 06 to 100 Contacts 0.4mm Square Post

APPLICATION AND FEATURES

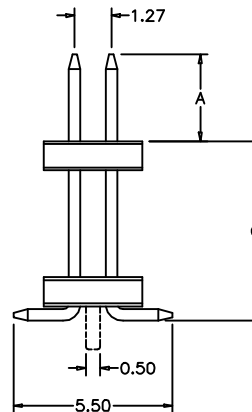
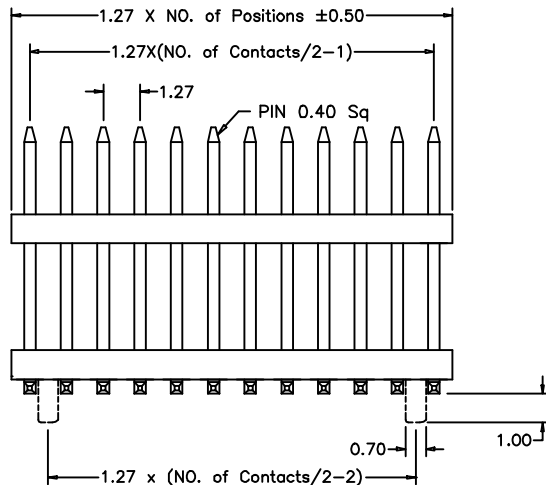
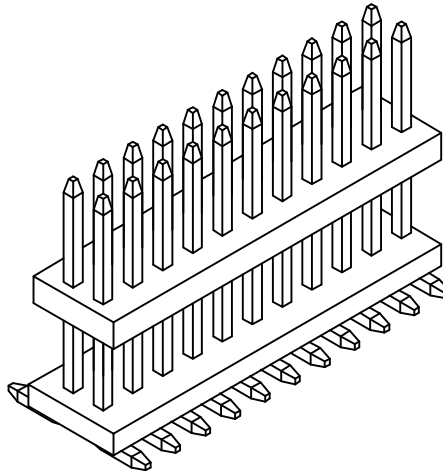
1. Variable pin length, gold plated.
2. Mates with P.C.Board connectors

SPECIFICATIONS

Current Rating: 1 Amp
 Insulator resistance: 5000 Megohms min.
 Dielectric withstanding: AC 500 V
 Operating Temperature: -40°~+105°C
 Max Processing Temp: 230° for 30 seconds
 Contact Material: Copper alloy
 Insulator Material: Polyester,UL 94V-0
 ©Standard:Nylon-6T

Finish:Gold plated

©Standard: Gold flash all over



unit:mm

How to order

Please replace "X" with appropriate coding listed in the tables below

OLD P/N / NEW P/N

(SPND2)

S P D Z

X X

X

A C

X

0:W/O Locating peg
1:With Locating peg

Number of Contacts

No. of contact = Code
06 to 98 Contacts
100 Contacts = A0

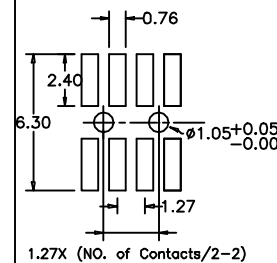
Contact Plating

Definition	Code
© Gold plated:	
flash	B 15μ" F
10μ"	E 30μ" J
©Standard: B	

Pin length mm

A	C
3.00	6.00
if you desire an other length, by marking put desired length in the A / C	
© Standard: 3.00/6.00	

Recommended P.C.Board Hole Layout



APTOS Technology - (831)-688-0881