

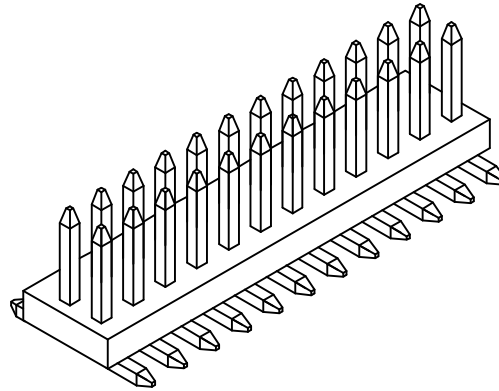
0.05" X 0.05" (1.27 X 1.27) Center SMD Pin Header Low Profile: 1.5mm Dual Row 06 to 60 Contacts 0.4mm Square Post

APPLICATION AND FEATURES

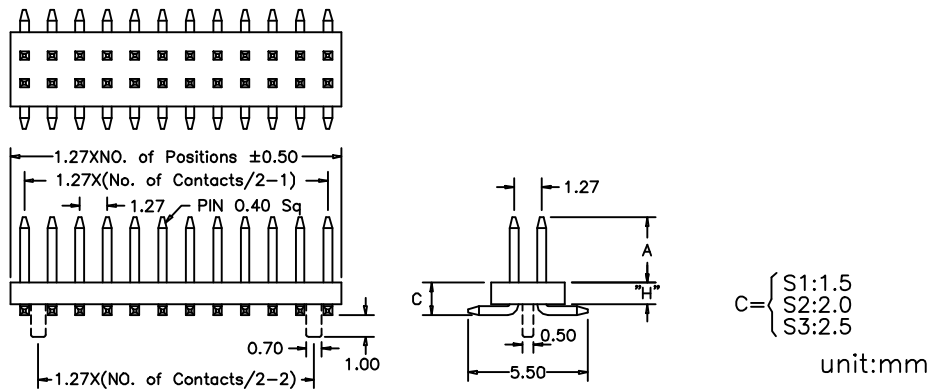
1. Variable pin length, gold or tin plated.
2. Mates with P.C. Board connectors

SPECIFICATIONS

Current Rating: 1 Amp
 Insulator resistance: 5000 Megohms min.
 Dielectric withstanding: AC 500 V
 Operating Temperature: -40°~+105°C
 Max Processing Temp: 230° for 30 seconds
 Contact Material: Copper alloy
 Insulator Material: Polyester, UL 94V-0
 © Standard: Nylon-6T



Finish: Gold plated
 © Standard: Gold flash all over



How to order

Please replace "X" with appropriate coding listed in the tables below

OLD P/N / NEW P/N
 (SPNB2) S P N Z - X X X X - X - A - X - 0:W/O Locating peg
 1:With Locating peg

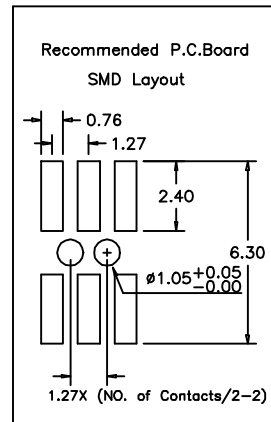
Number of Contacts Connector Type Contact Plating Pin Length mm

No. of contact = Code	Definition	Code
06 to 60 Contacts	Height:C	
	1.5mm	S1
	2.0mm	S2
	2.5mm	S3
	© Standard:	S2

Definition	Code
© Gold plated:	
flash	B
15μ"	F
10μ"	E
30μ"	J
© Standard:	B

Definition	Code
© Gold plated:	
flash	B
15μ"	F
10μ"	E
30μ"	J
© Standard:	B

Pin Length mm
A
3.0
if you desire an other length, by marking put desired length in the A.



APTOS Technology - (831)-688-0881