

0.079" (2.0mm) Pin Header, Board Spacer Single Row 02 to 40 Contacts

APPLICATION AND FEATURES

1. Notches for easy breakable.
2. Maintain the dimension between two P.C.Board.
3. Variable pin length, gold or tin plated.
4. Standoffs facilitate post soldering clean.

SPECIFICATIONS

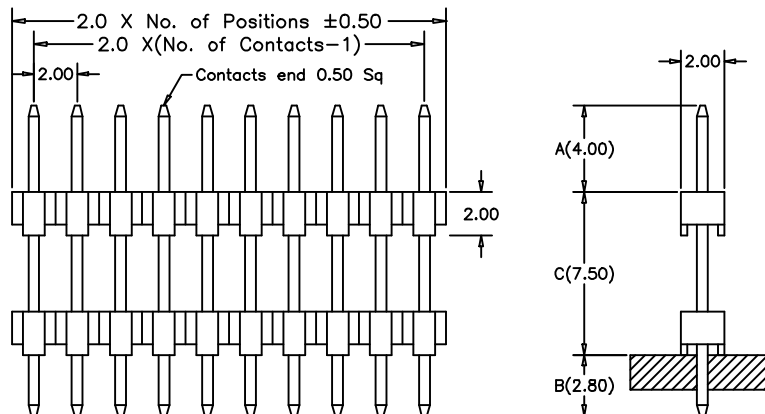
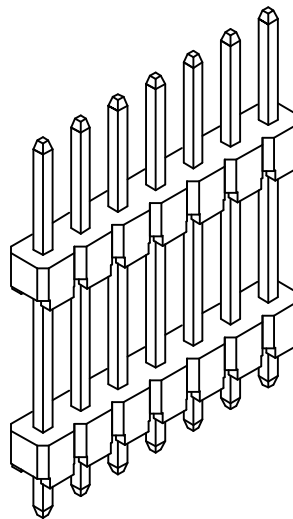
Current Rating: 1 Amp
 Insulator resistance: 5000 Megohms min.
 Dielectric withstanding: AC 500 V
 Operating Temperature: -40°~+105°C
 Contact Material: Copper alloy
 Insulator Material: Polyester, UL 94V-0
 ©Standard: P.B.T

Finish: Tin, Gold or Duplex plated

©Standard: Gold flash all over

©Note:

Duplex plating: gold plated on contact area,
 Tin on solder area



unit:mm

How to order

Please replace "X" with appropriate coding listed in the tables below

OLD P/N / NEW P/N
 (XPTD1) X E - X X - X - A / C / B

Pin type

Number of Contacts

No. of contact = Code	
02 to 40 Contacts	
Pin Type	
Definition	Code
Pin Material:	
Brass	L
Bronze	B
Phosphor Bronze	P
©Standard: L	

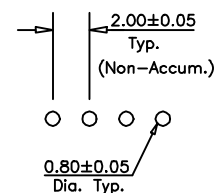
Contact Plating

Definition	Code
© Tin plated:	A
© Gold plated:	
flash B 15μ"	F
10μ" E 30μ"	J
©Duplex plating:	
flash K 15μ"	P
10μ" N 30μ"	U
©Standard: B	

Pin Length mm

A	C	B
4.0	7.5	2.8
if you desire an other length, by marking put desired length in the A / C / B		
©Standard: 4.0/7.5/2.8		

Recommended P.C.Board
 Hole Layout



APTOS Technology - (831)-688-0881